

# ONEUL

---

TECHNICAL  
RIDER

- **Contact** : [oneul2019@daum.net](mailto:oneul2019@daum.net)
- **Team name** : ONEUL
- **Program name** : <몽;움>
- **Rumtime** : 55 mins
- **Required time**
  - Set up : 20 mins
  - Rehearsal : 90 mins
- **Member** : 4 people

- We need 3(Three) Percussion(Trap) Tables.
- We need 2(Two) Armless Charis.
- We need 2(Two) High Chair(Bass Chair).
- Keyboard & Percussion players don't move until the end of the performance.

## 1. Sound System

- Should be prepared 3way or 4way system and system control by our sound-engineer.
- Need good condition sound system like D&B, L-Acoustic, Meyer and ETC.
- Sub-Woofer should be driven independent Aux-Out or Matrix.
- We need 4(Four) good condition wedge monitor speakers.

## 2. Mixing Board System

- Good condition Yamaha CL or QL Series.
- (If it is impossible to prepare Yamaha Series)

Midas M32 with stage rack on the stage or Multichannel box.

- Yamaha O1V96, LS9, Allen&Heath Qu and low grade console, analog console is not allowed.

## 3. Microphones

wireless	Wireless Axient or UR4D AD2/UR2 Beta87a	4ea
wired	Audio Technica AT4051b	4ea
	Shure SM58	2ea
	Shure SM57	1ea
	Shure Beta91	1ea
	Radial Pro D2	2ea

## 4. Mic Stands/Acc : Should be good quality brand and condition Mic Stands. (EX. K&M, Gravity)

stands	Long Boom Stands	5ea
	Short Stands	1ea
	Middle Stand	5ea

## 5. Input Mic Channel

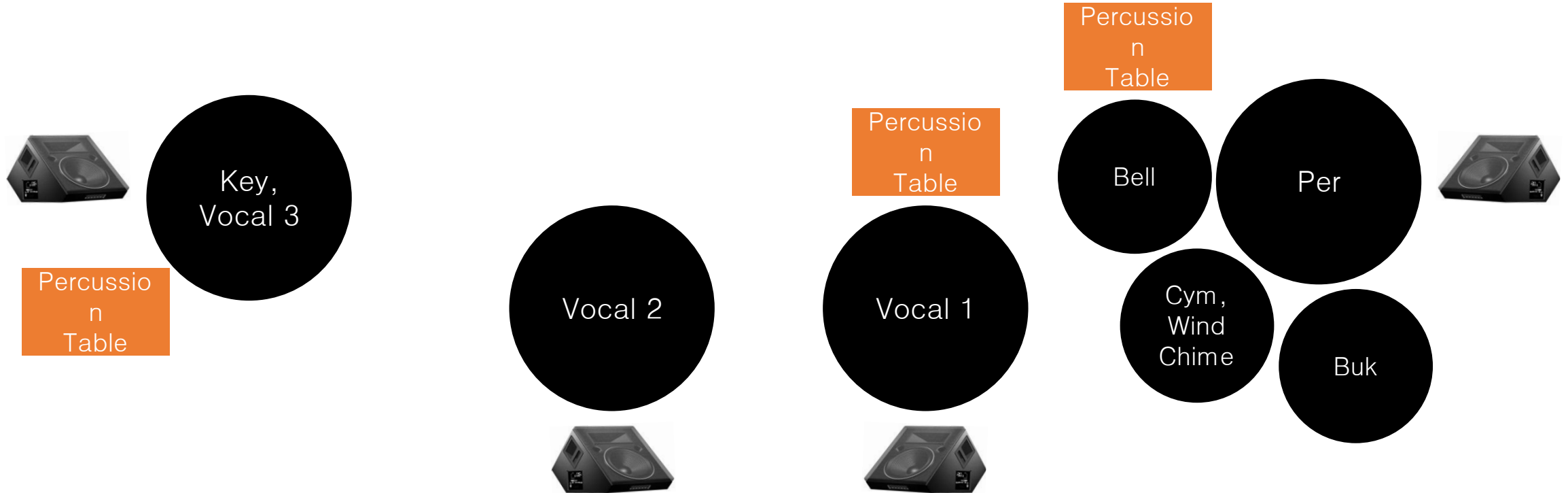
CH No.	Inst.	Microphone	Stand/Remark
1	Buk	Shure SM58	Middle
2	Cajon	Shure Beta91	–
3	Gung	Shure SM58	Middle
4	Chae	Shure SM57	Middle
5	Cym	Audio Technica AT4051b	Long
6	Windchime	Audio Technica AT4051b	Short
7	Hand Inst	Audio Technica AT4051b	Middle
8	Ocean Drum	Audio Technica AT4051b	Middle
9	Synth L	Radial Pro D2	–
10	Synth R		–
11	Laptop L (MTR L)	TRS Out or Radial Pro D2	–
12	Laptop R (MTR R)		–
13	Vox 1	Shure W/L Beta87a	Long
14	Vox 2	Shure W/L Beta87a	Long
15	Vox 3	Shure W/L Beta87a	Long
16	Spare	Shure W/L Beta87a	Long

- Please prepare good condition wash and spot moving light.
- If the moving light is difficult, the tower lights must be correctly positioned in the player's position.
- The console should be prefer MA or Avolites.
- When positioned in the player's place, the face should be clear, and there should be no empty

space

light	LED Spot Light	6ea
	LED Wash Light	12ea
	1 spare for the each	2ea

# Stage Plot 1 . Here we are (4'30")

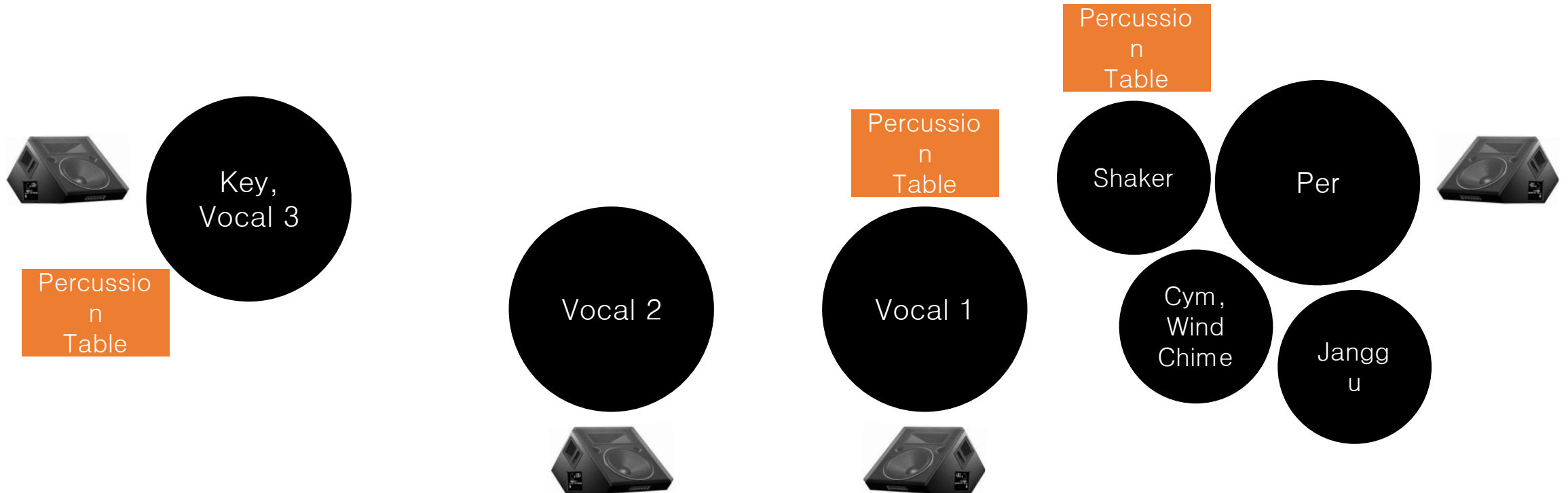


- When start playing the each instruments, top lighting.
- Keyboard & Percussion position fix until end of the performance.
- Reference Video : <https://youtu.be/EgYErCmfubc>



## Stage Plot 2. Nabillera (7'30")

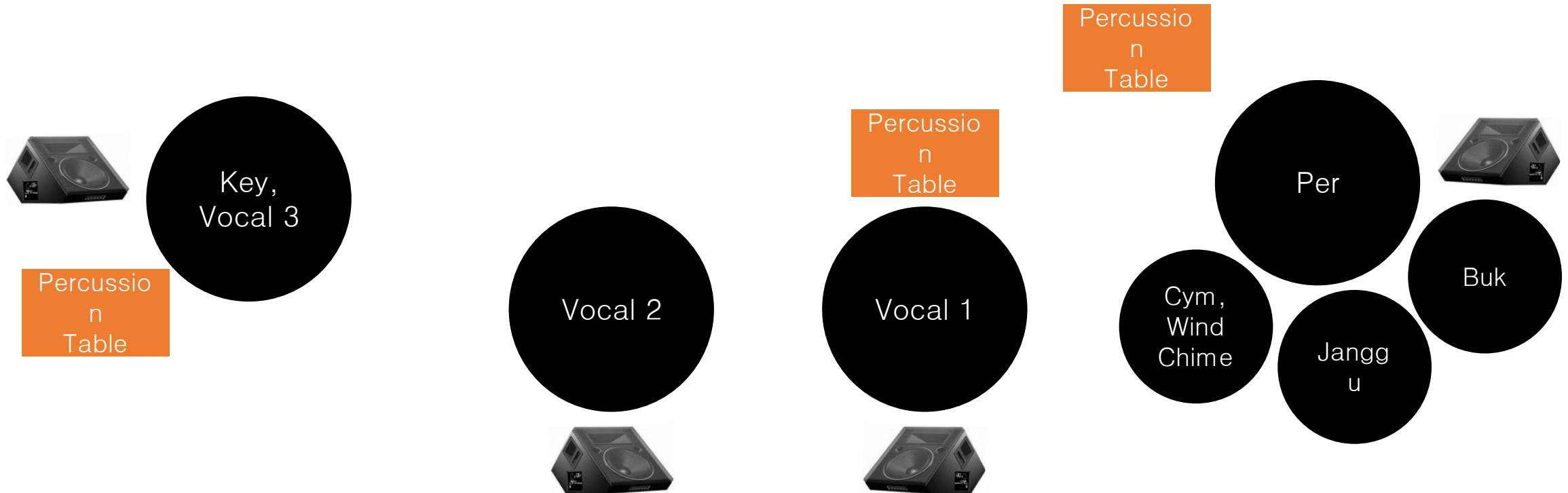
9



- High chair In
- When start playing the each instruments, top lighting
- Reference Video : <https://youtu.be/xqpNwtFJnSQ>

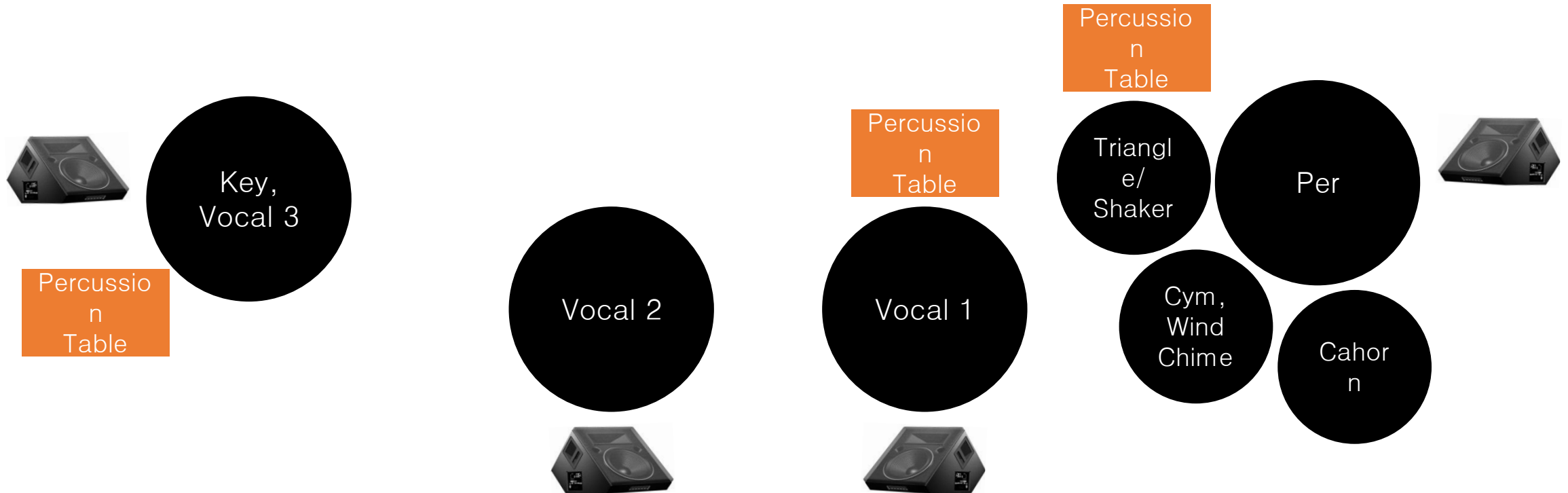
# Stage Plot 3. O-si-o (5100")

10



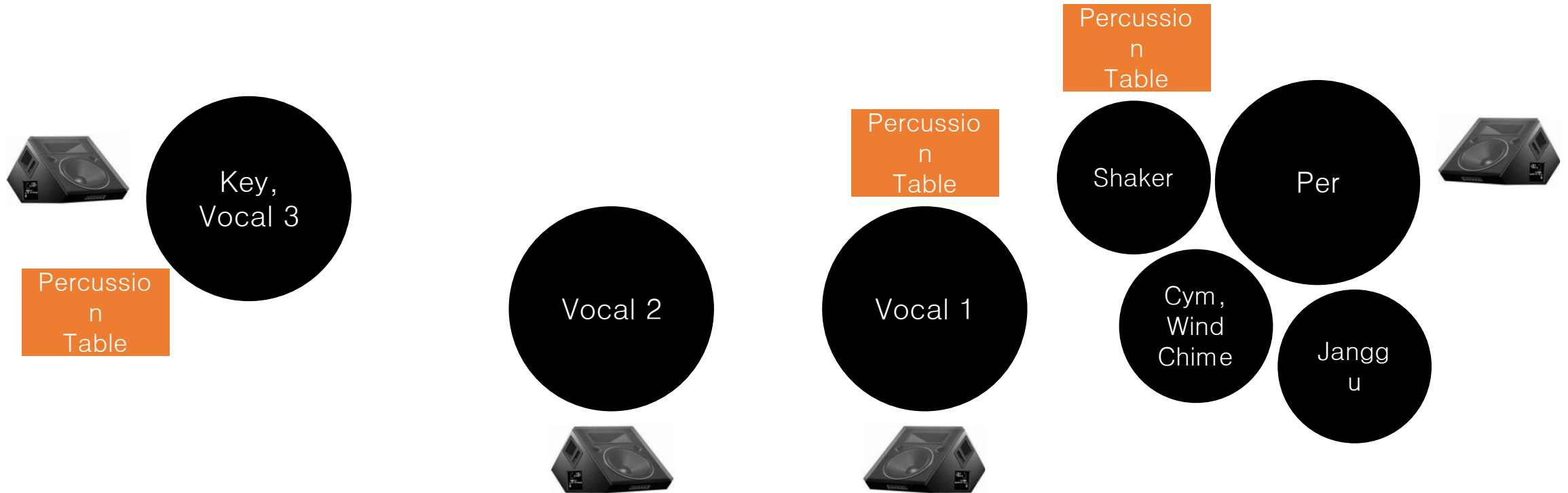
- High chair Out
- Using Laptop
- When start playing the each instruments, top lighting
- Reference Video : <https://youtu.be/2yoUVrmOZK8>

# Stage Plot 4. A Love song (5'30")



- When start playing the each instruments, top lighting
- Reference Video : <https://youtu.be/pil9LZphrw>

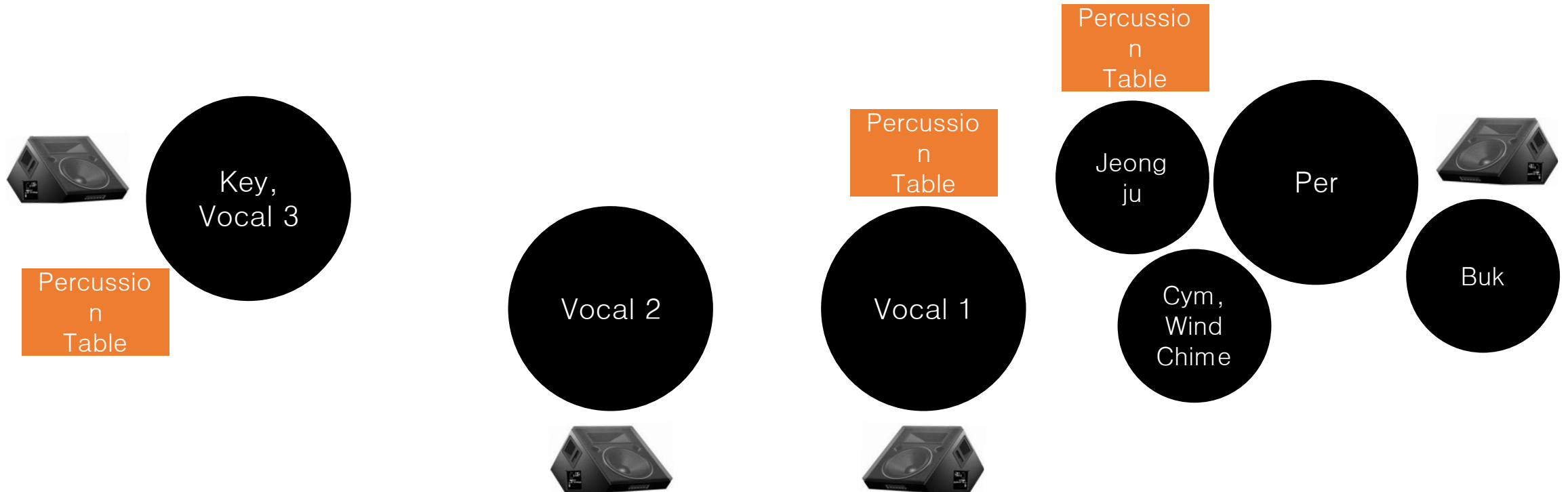
# Stage Plot 5. Money, Money (4'30")



- When start playing the each instruments, top lighting
- Reference Video : [https://youtu.be/S\\_z-69zwRNs](https://youtu.be/S_z-69zwRNs)

# Stage Plot 6. Hyang(The scent of incense) (5'00")

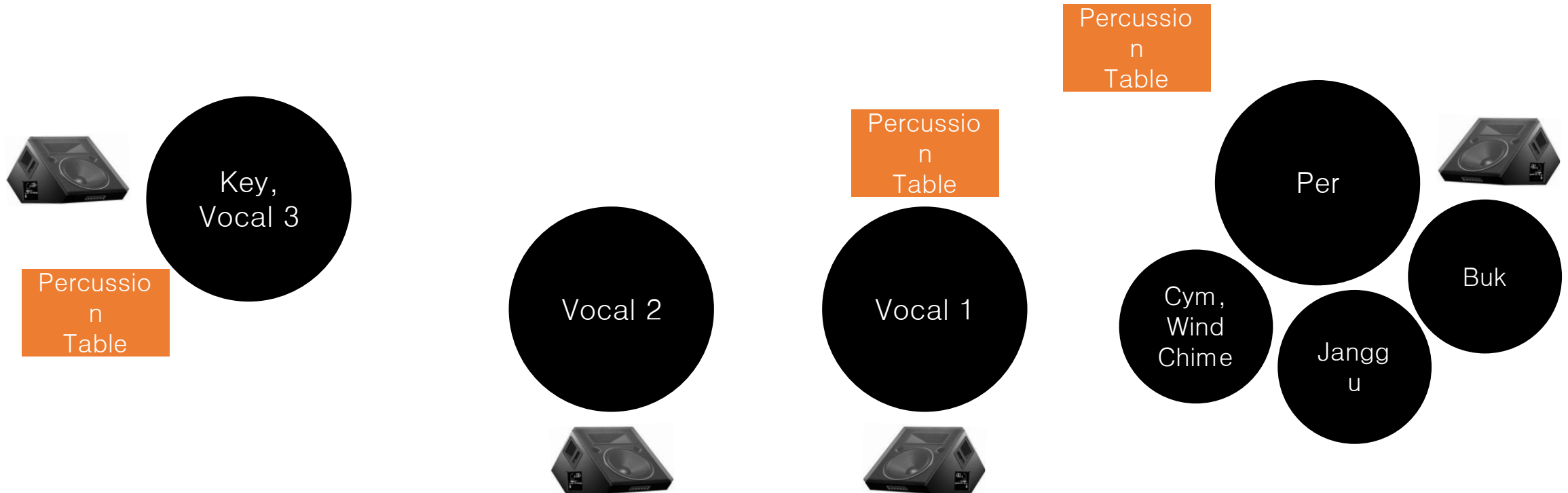
13



- When start playing the each instruments, top lighting
- Reference Video : <https://youtu.be/DtLYktzbURM>

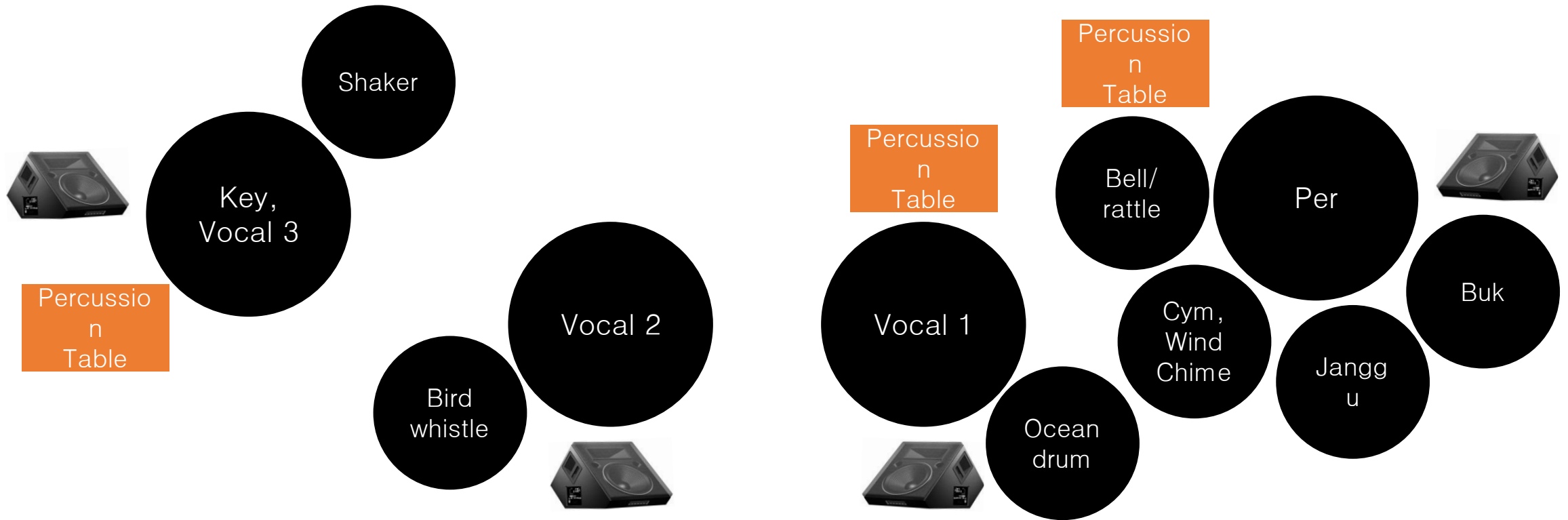
# Stage Plot 7. What is beyond the sky (5'00")

14



- Using Laptop (MIDI Keyboard)
- When start playing the each instruments, top lighting
- Reference Video : <https://youtu.be/1qefGxU0wgQ>

# Stage Plot 6. Freedom (6'30")



- When start playing the each instruments, top lighting
- Reference Video : <https://youtu.be/tCtfVZ-UxIE?t=2805>, <https://youtu.be/isSOXP7eKec?t=74>