



별난 소리판(Colorful Unique Sound)
TECHRIDER

- **Contact** : the_miso@daum.net
- **Team name** : THE MISO
- **Program name** : Colorful Unique Sound
- **Genre** : Tradition
- **Runtime** : 50mins
- **Member** : 8 players
 - Gayageum : 이은희, 차보형, 지유정
 - Piri/Saenghwang/Taepyeongso : 오초롱
 - Composition/Keyboard : 홍정현(객원)
 - Bass : 박형민
 - Percussion : 김솔지, 윤여주

Stage

- Two Percussion(Trap) Tables
- Eight Armless Chairs (If it its difficult to prepare trap table we need tow more)
- The position of all instruments is fixed

1. Sound System

- Should be prepared 3way or 4way system and system control by our sound-engineer.
- Need good condition sound system like D&B, L-Acoustic, Meyer and ETC.
- Sub-Woofer should be driven independent Aux-Out or Matrix.
- We need pair of individual signal Side-Fill Monitor speakers.
- We need eight good condition wedge monitor speakers.

2. Mixing Board System

- Good condition Yamaha CL or QL Series.
- (If it is impossible to prepare Yamaha Series)

Midas M32 with stage rack on the stage or Multichannel box.

- Yamaha O1V96, LS9, Allen&Heath Qu and low grade console, analog console is not allowed.

3. Microphones

wireless	Wireless Bodypack / Shure, Sennheiser	5ea
	DPA 4061 or Sennheiser MKE Series	5ea
wired	DPA 4099	3ea
	Audio Technica AT4051b	1ea
	Shure SM58	2ea
	Shure SM57	1ea
	Shure Beta91	1ea
	Beyerdynamic M88	1ea
	Radial J48	1ea
	Radial Pro D2	1ea

4. **Mic Stands/Acc** : Should be good quality brand and condition Mic stand. (EX. K&M, Gravity)

stands	Long Boom Mic Stands	2ea
	Short Stands	2ea
	Middle Stand	1ea
	3M Transpore Tapes	2ea
	Pin Mic Bodypack Pouches	4ea

5. Input Mic Channel

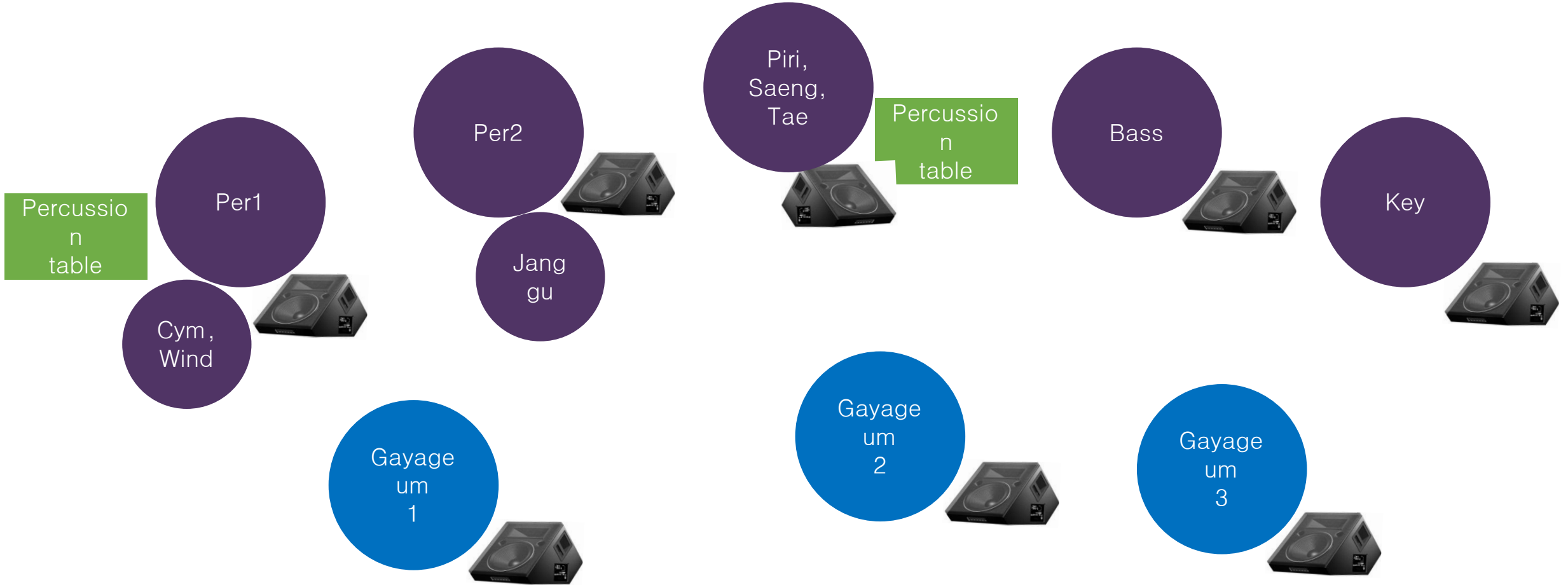
CH No.	Inst.	Microphone	Stand/Remark
1	Carjon	Shure beta 91	–
2	Buk	Shrue SM58	Middle
3	Wind / Cym	Audio Technica AT4051b	Long
4	Gung	Shure SM58	Short
5	Chae	Shure SM57	Short
6	Saenghwang	DPA 4061	Tape
7	Piri / Tae	BeyerDyamic M88	Long
8	Bass	Radial J48	–
9	Key L	Radial Pro D2	–
10	Key R		–
11	Gayageum 1	DPA 4099	Tape
12	Gayageum 2	DPA 4099	–
13	Gayageum 3	DPA 4099	–
14	Vox 1 Pin	DPA 4061	–
15	Vox 2 Pin	DPA 4061	–
16	Vox 3 Pin	DPA 4061	–
17	Chorus	DPA 4061	–

- Please prepare good condition wash and spot moving light.
- If the moving light is difficult, the tower lights must be correctly positioned in the player's position.
- The console should be prefer MA or Avolites.
- When positioned in the player's place, the face should be clear, and there should be no empty space.
- Refer to stage plot for detailed lighting position description

light	LED Spot Light	11ea
	LED Wash Light	20ea
	2 spares for the each	4ea

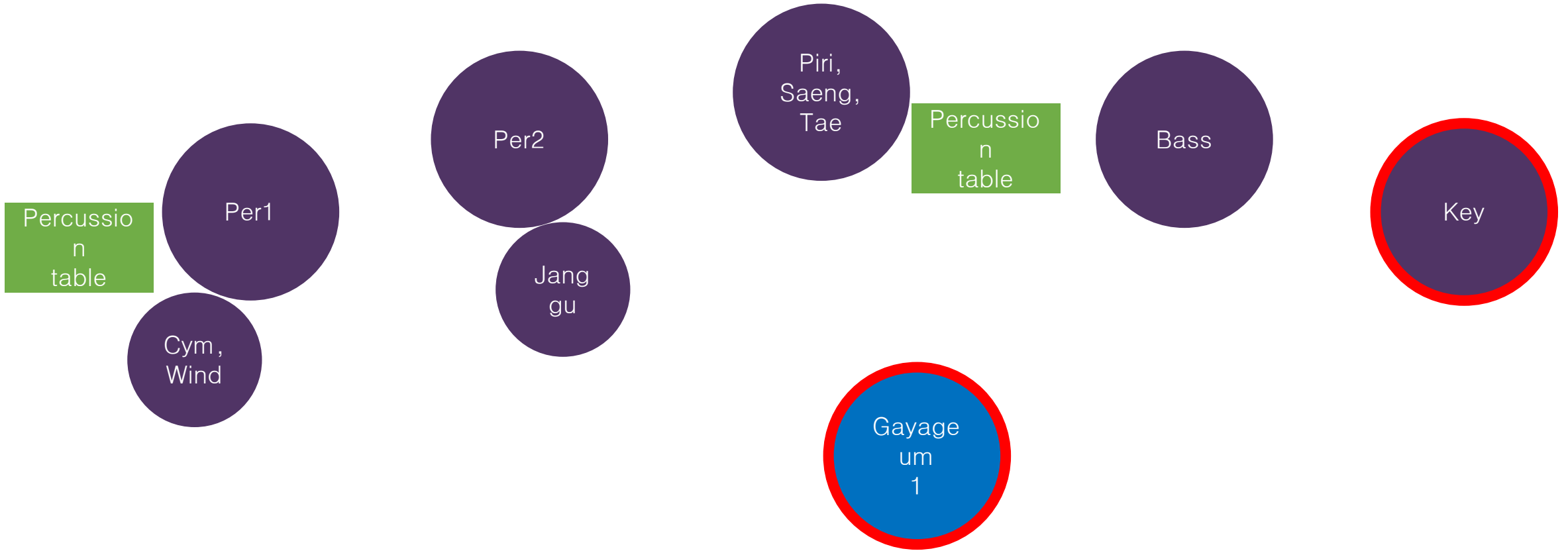
*Reference video <https://youtu.be/dVfJZKRrymI>

Stage Plot 1. 달빛향해 (5분)



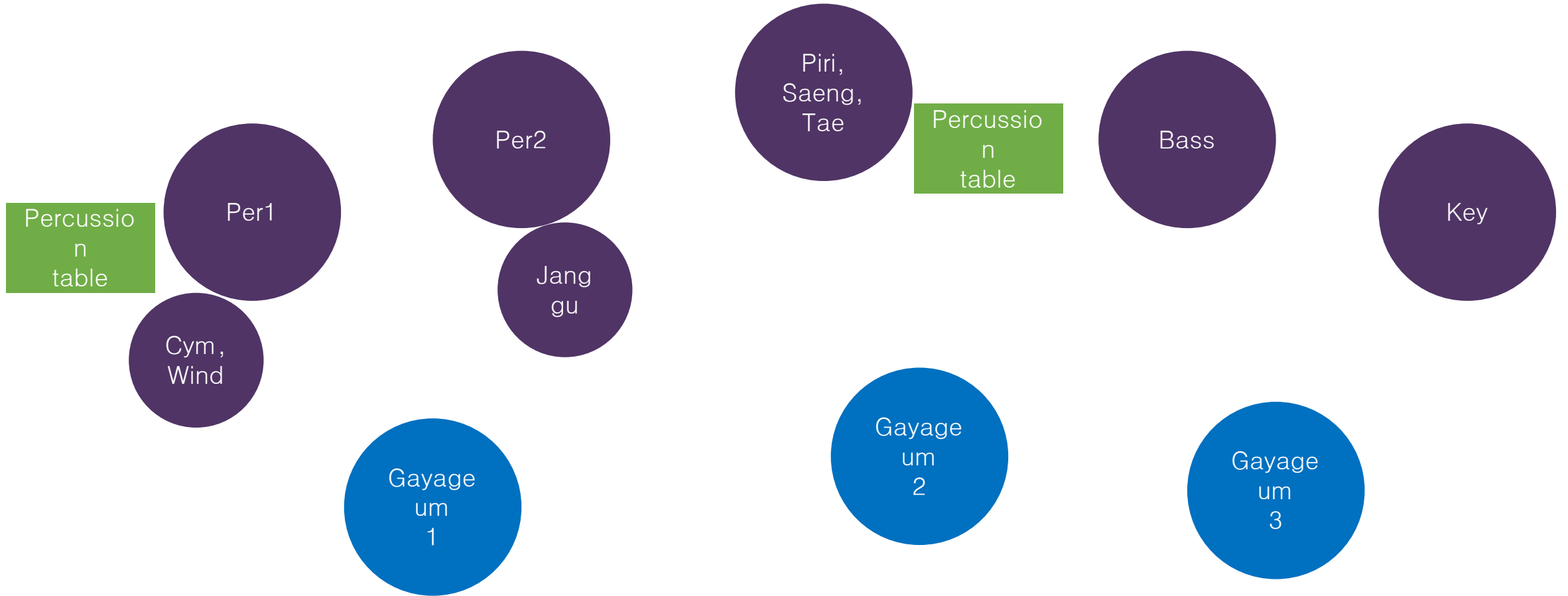
Stage Plot 2. 연 (5분)

10

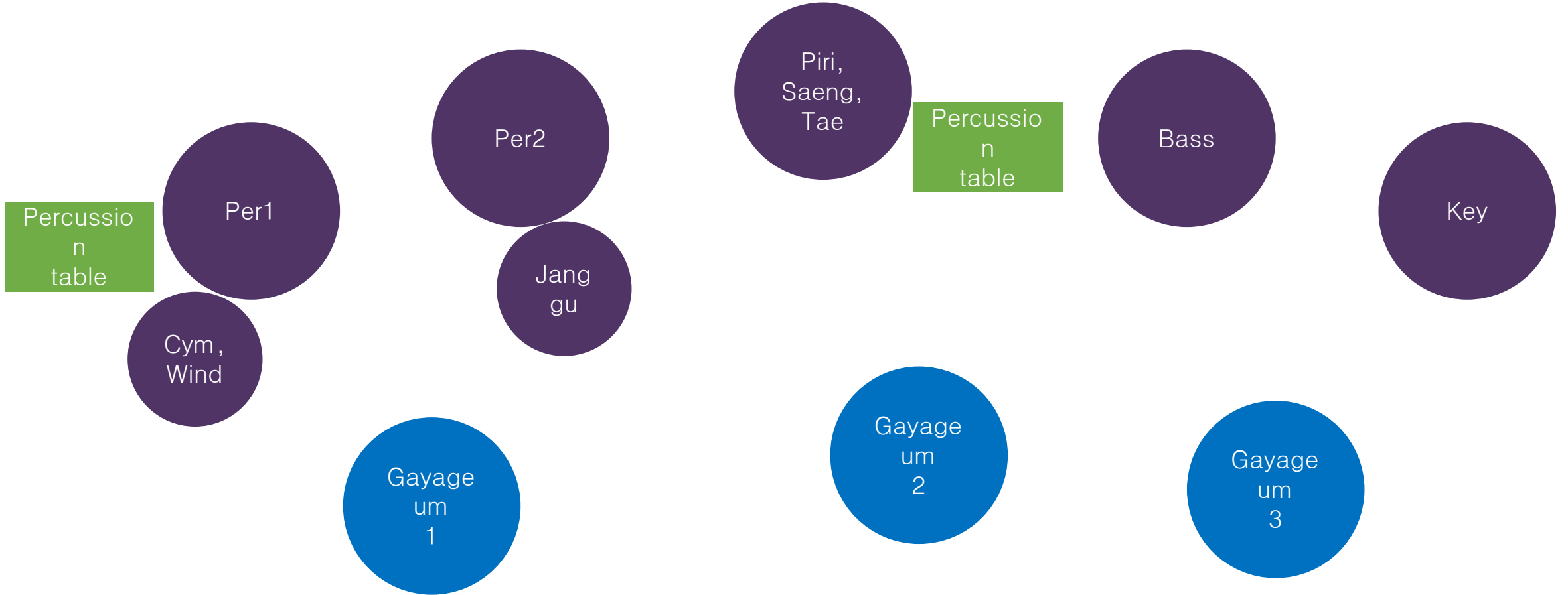


*Only Gayageum1, Keyboard playing & Light follow

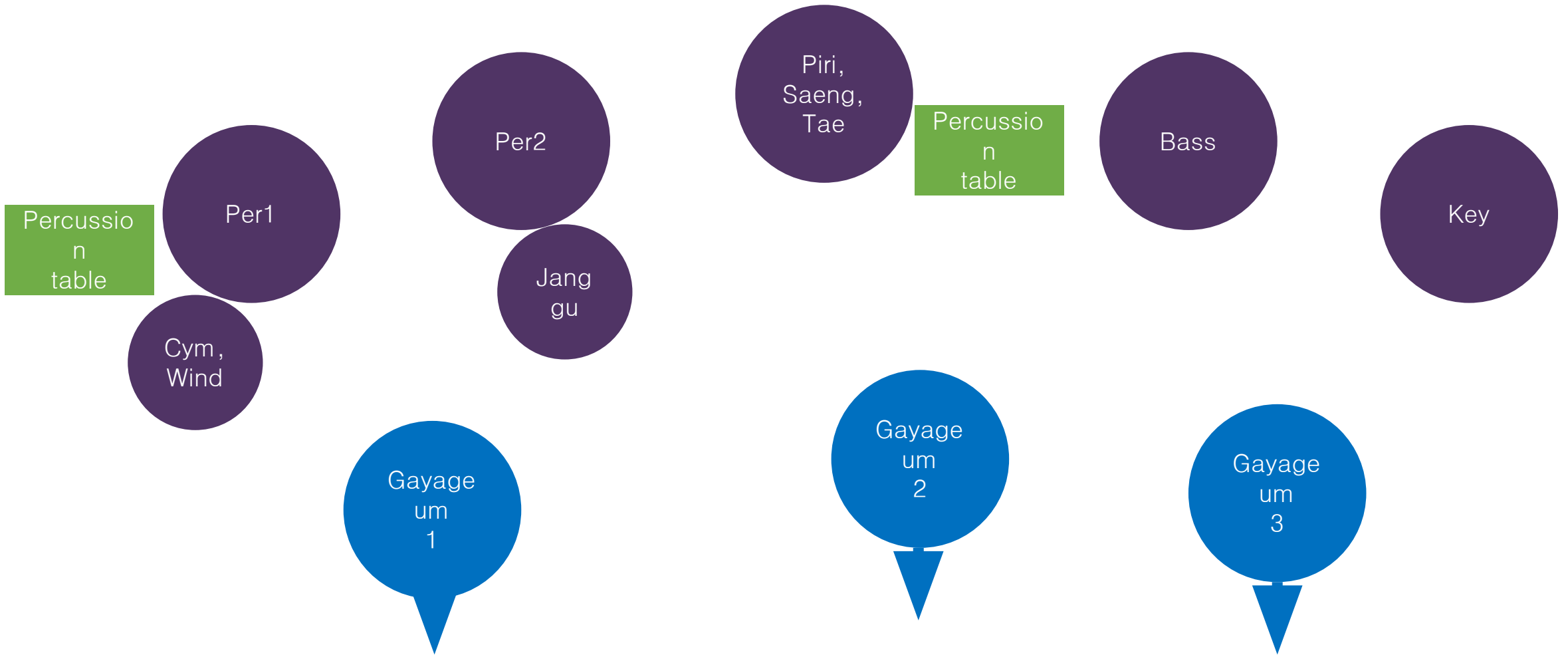
Stage Plot 3. 그저 사랑 (5분)



Stage Plot 4. 미소타령 (5분)

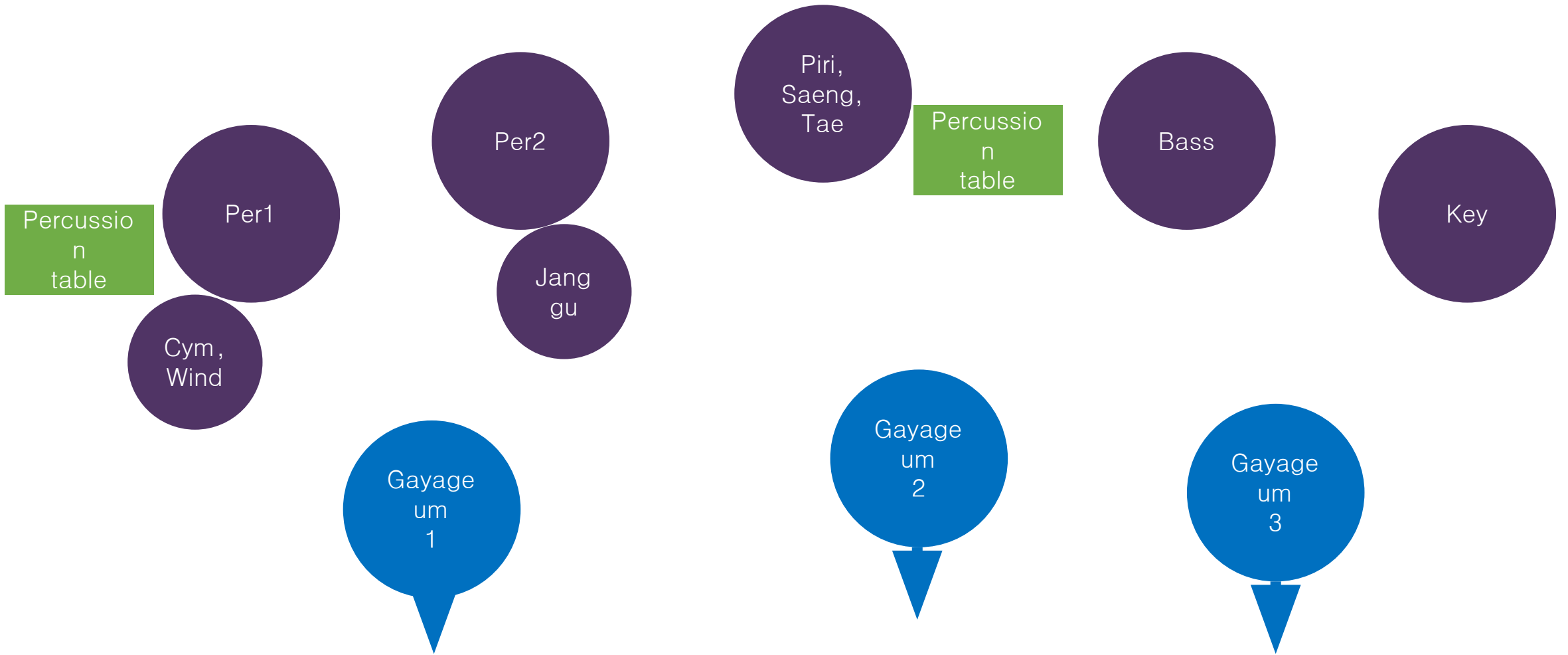


Stage Plot 5. 신고산타령 (5분)



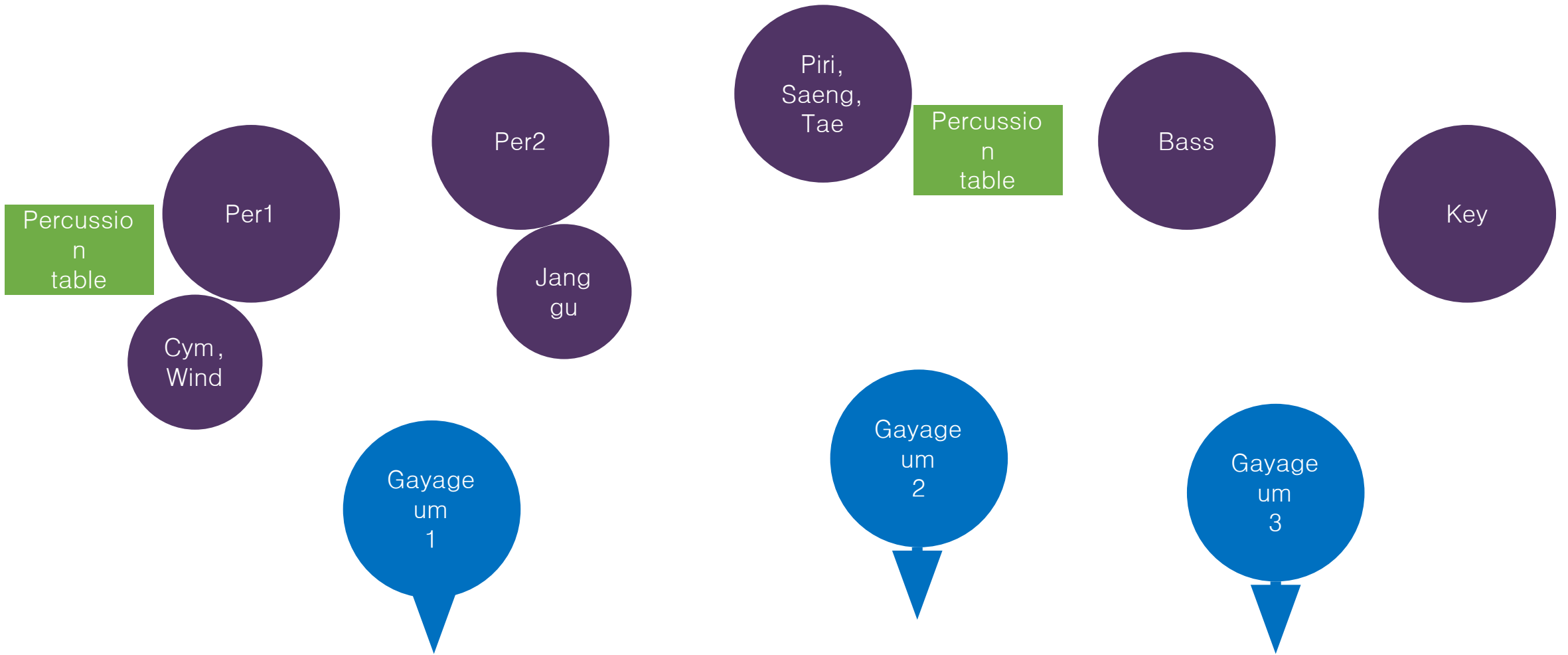
*Gayageum 1,2,3 come forward and singing

Stage Plot 6. 풍구소리 (5분)



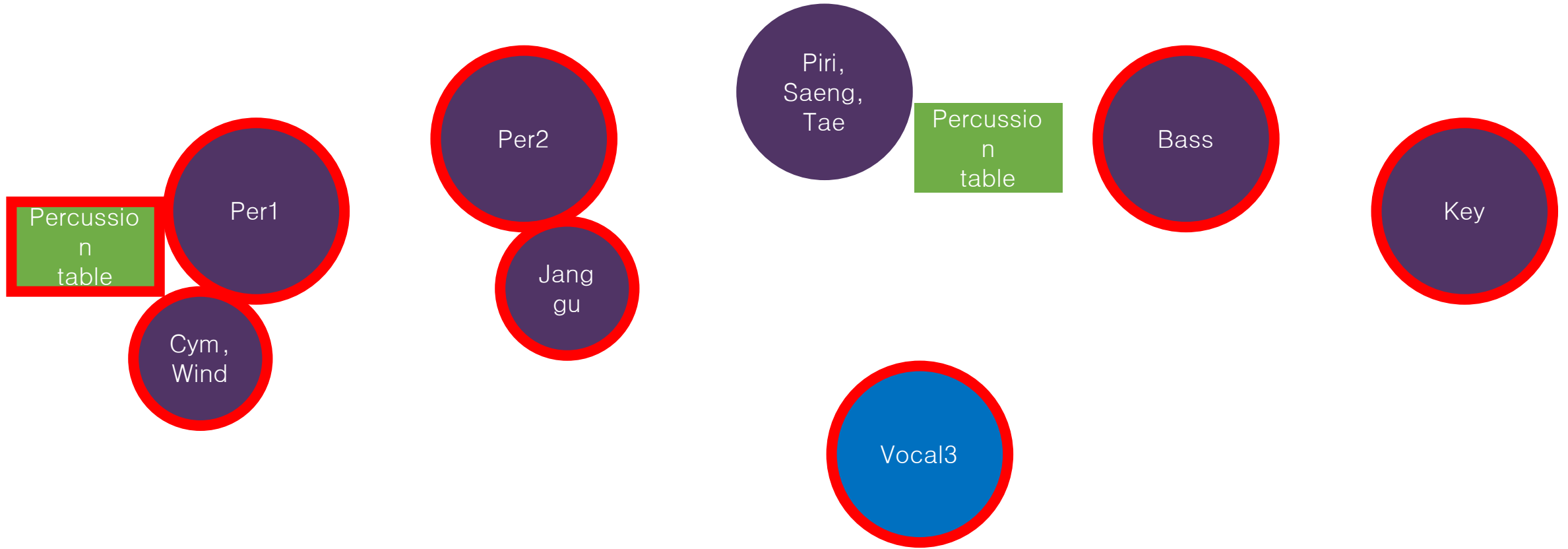
*Gayageum 1,2,3 come forward and singing

Stage Plot 7. 심청은 억지춘향 (5분)



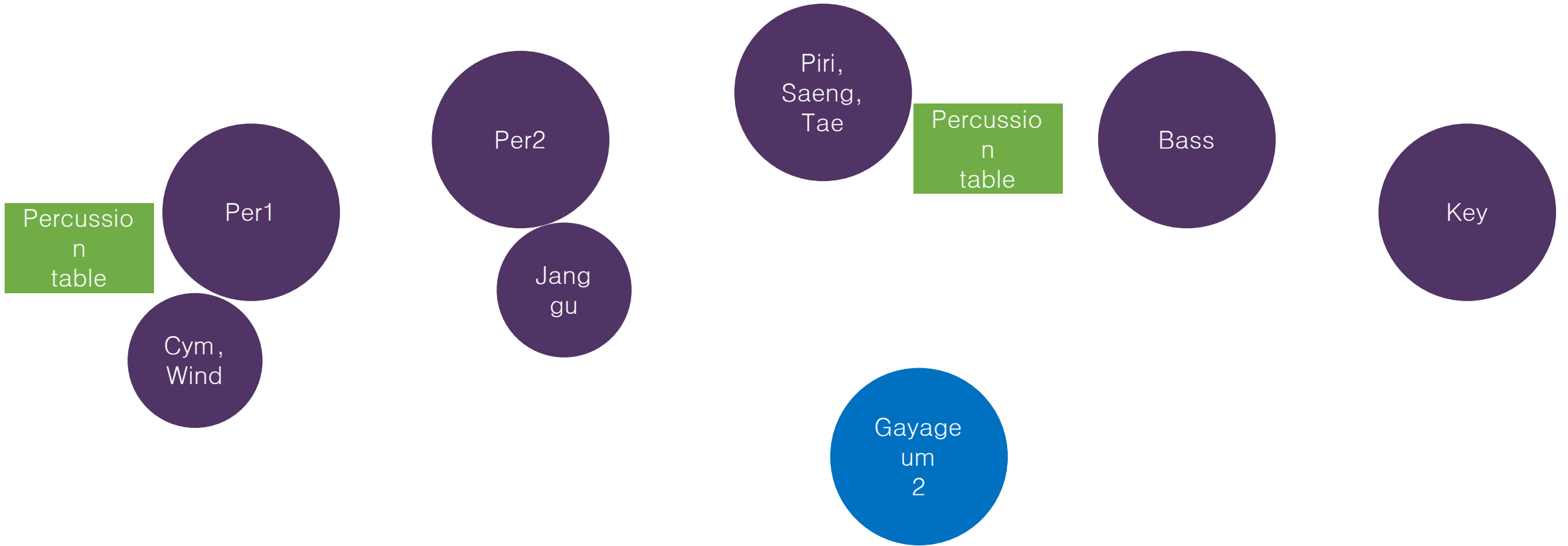
*Gayageum 1,2,3 come forward and singing in latter part

Stage Plot 8. 아리 (5분)



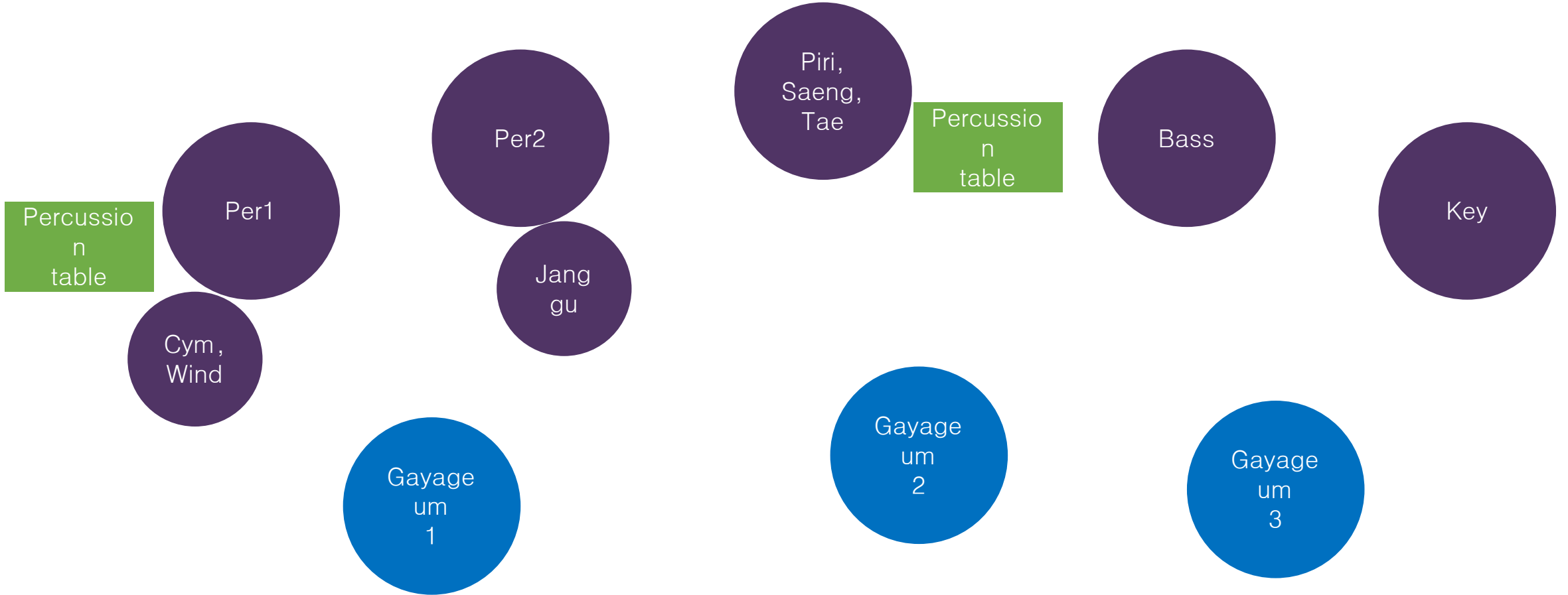
*Gayageum(Vox)3 play in place

Stage Plot 9. 꿈, 애 (5분)



*Gayageum(Vox)2 play in place & Light follow

Stage Plot 10. 박타령 (5분)



*Whole ensemble