

NongCheon

TECHRIDE
R



- **Contact** : jyy4545@naver.com
- **Team name** : 농악천하지대본
- **Program name/Runtime** : Nongak Concert – Younginjeon / 60mins
- **Genre** : Tradition
- **Member** : 6players
 - Kkwaeggwari : 조예영
 - Sogo1 : 권우식
 - Janggu : 이강희
 - Buk : 김광수
 - Sogo2 : 성유경
 - Taepyeongso : 임동식
- **Reference Video** :
<https://www.youtube.com/watch?v=0VkyXB4-OZs>

- Install the flag(W520*H2400, fixed position) in the center of the stage.
- Stage size requires a minimum of W8,000*D7,000.
- There are various movements of performers on the stage for each song.
- We need the help of the staff for a smooth transition of the stage.

1. Sound System

- Should be prepared 3way or 4way system and system control by our sound-engineer.
- Need good condition sound system like D&B, L-Acoustic, Meyer and ETC.
- Sub-Woofer should be driven independent Aux-Out or Matrix.
- Should be prepared two pair of Side Fill Speakers.

2. Mixing Board System

- Good condition Yamaha CL or QL Series.
- (If is is impossible to prepare Yamaha Series)

Midas M32 with stage rack on the stage or Multichannel box.

- Yamaha O1V96, LS9, Allen&Heath Qu and low grade console, analog console is not allowed.

3. Microphones

wireless	Wireless Bodypack Shure or Sennheiser	8ea
	DPA or Sennheiser pin(Lavalier) mic set	8ea

4. Mic Stands/Acc

stands	3M Traspore Tape	2ea
	Long Boom mic stand for flag	1ea

5. Input Mic Channel

CH No.	Inst.	Microphone	Stand/Remark
1	Pin 1	DPA 4061	Tape
2	Pin 2	DPA 4061	–
3	Pin 3	DPA 4061	–
4	Pin 4	DPA 4061	–
5	Pin 5	DPA 4061	–
6	Pin 6	DPA 4061	–
7	Pin 7	DPA 4061	–
8	Pin 8	DPA 4061	–

Lighting

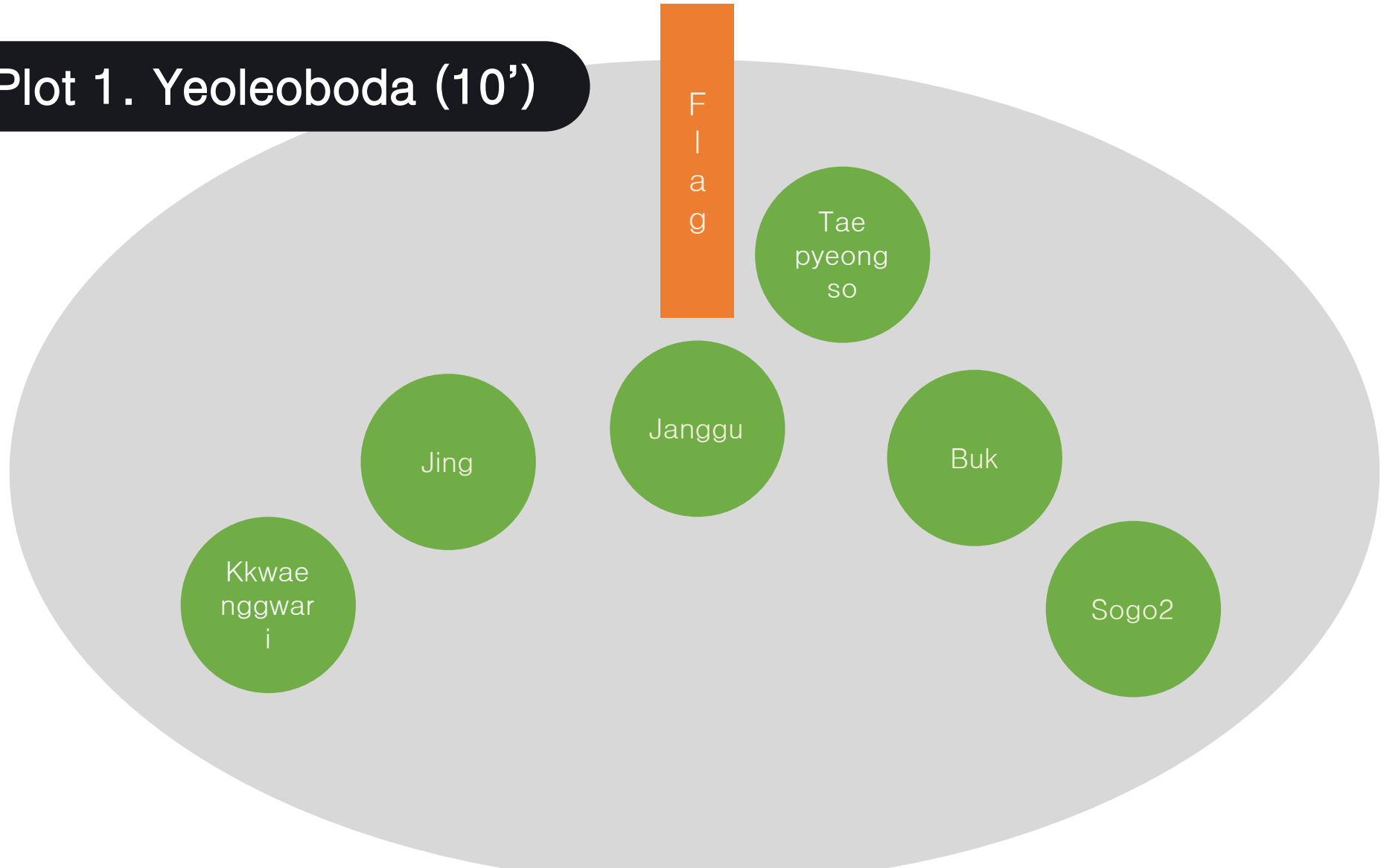
- Please prepare good condition wash and spot moving lights.
- If the moving light is difficult, the tower lights must be correctly positioned in the player's position.
- The console should be prefers MA or Avolites.
- When positioned in the player's place, the face should be clear and there should be no empty

space

light	LED Spot Light	6ea
	LED Wash Light	12ea
	2 spares for the each	4ea

Turn	Program Name		Instruments	Time
1	Yeoleoboda		Taepyeongso, Kkwaenggwari, Jing, Janggu, Buk, Sogo2	10'
2	Nolaboda	Yangbuk-nori, Muel-nongaka	Taepyeongso, Kkwaenggwari, Jing, Janggu, Buk, Sogo2	8'
		Gokkalsogo-nori, Gochang-nongak	Taepyeongso, Kkwaenggwari, Jing, Janggu, Buk, Sogo2	8'
		Sangsoe-nori, Jinjusamchunpo-nongak	Taepyeongso, Kkwaenggwari, Jing, Janggu, Buk, Sogo1 (Kkwaenggwari)	8'
		Seoljanggu-nori, Jeongeup-nongak	Taepyeongso, Kkwaenggwari, Jing, Janggu, Buk, Sogo1	8'
		Chaesangsogo-nori, Samdo-nongak	Taepyeongso, Kkwaenggwari, Jing, Janggu, Buk, Sogo1	8'
3	Majuboda		Taepyeongso, Kkwaenggwari, Janggu, Buk, Sogo2, Sogo1	10'

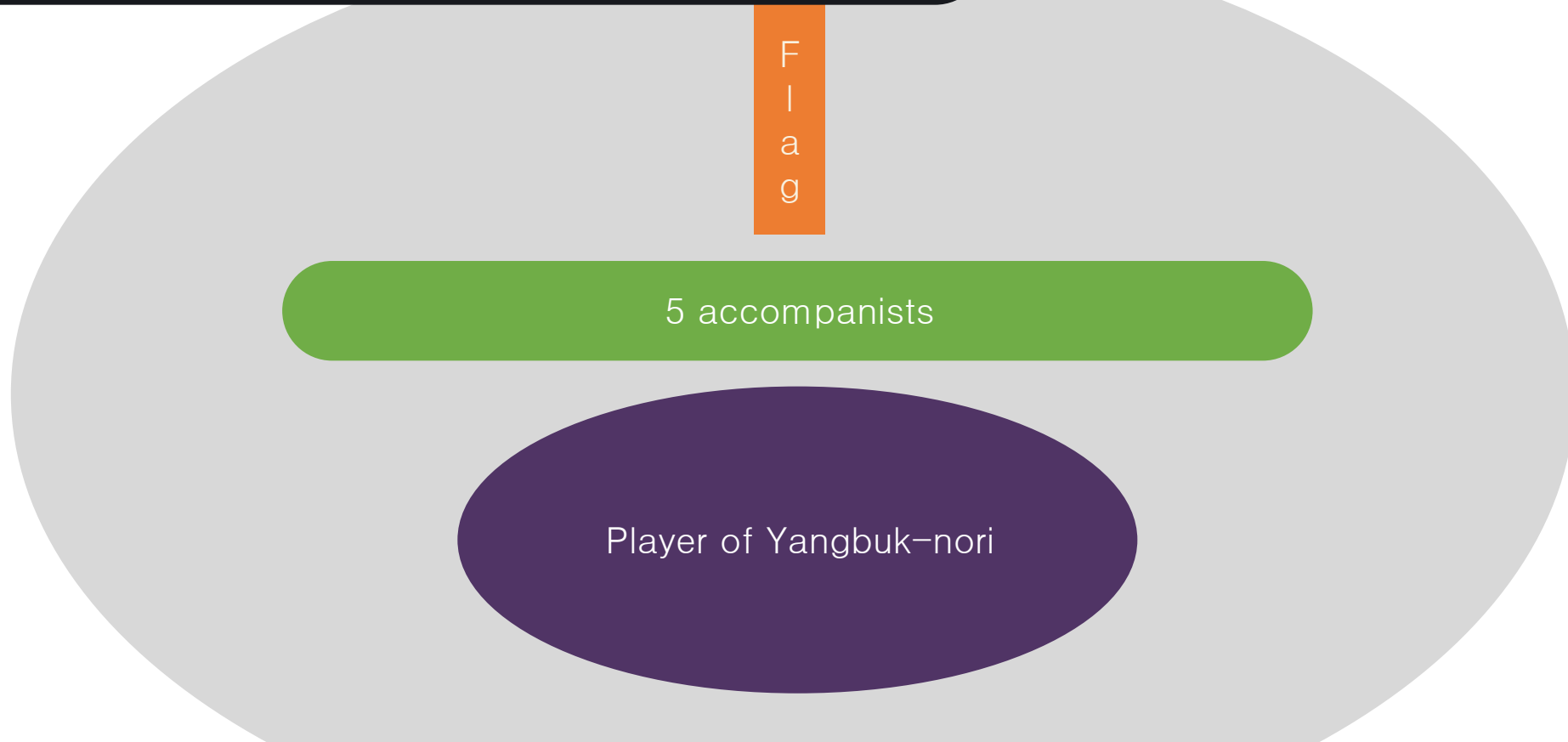
Stage Plot 1 . Yeoleoboda (10')



- Appearance from the audience – Audience light + Stage light preset On

Stage Plot 2. Nolaboda – Yangbuk–nori (8')

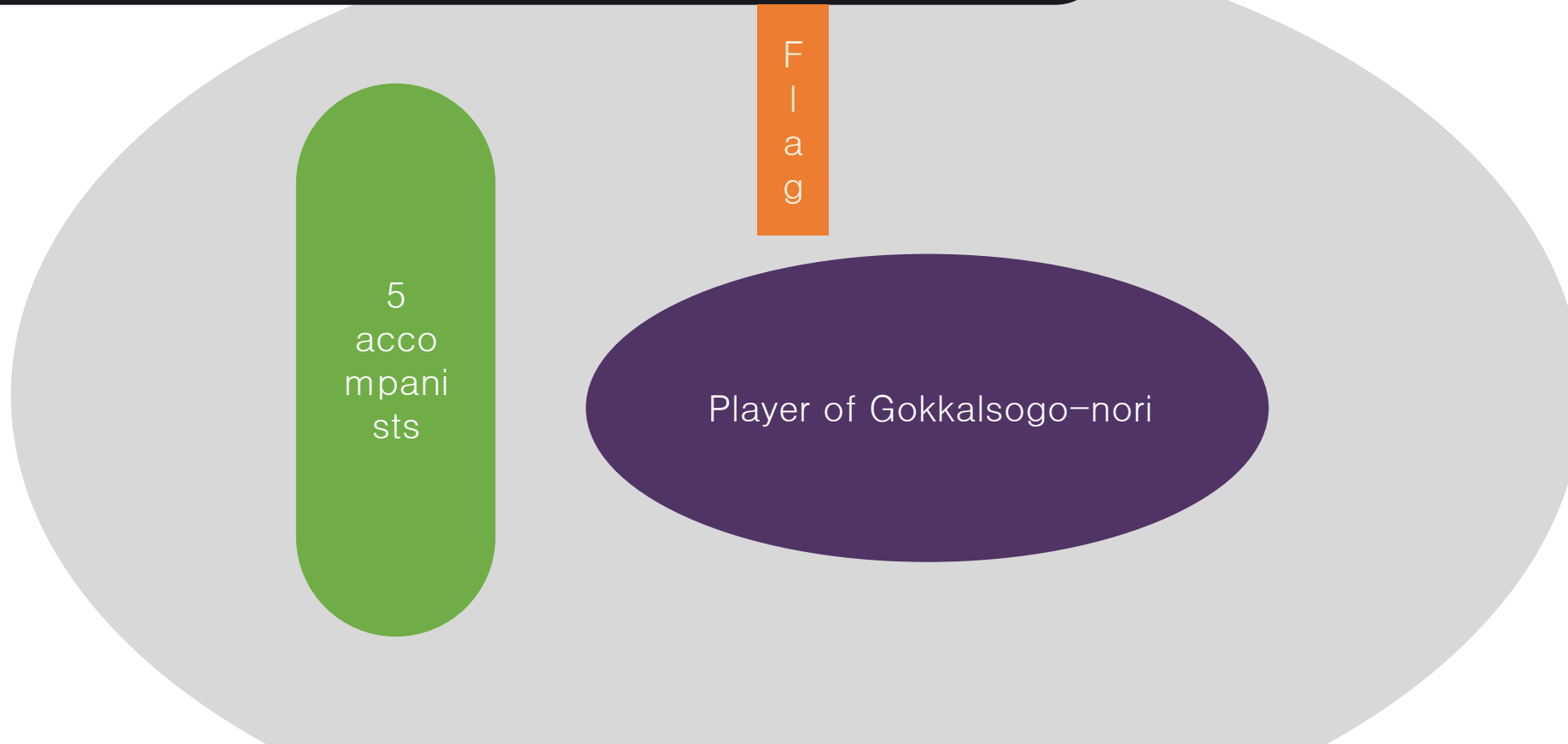
10



- 'Nolaboda' has five performance and the position will be changed every performance.
- Switching the lights that emphasize color of each performer's outfit during their solo performance.
- When soloist appear and speak, the audience is weakly Fade in → Fade out when start of the performance.

Stage Plot 2. Nolaboda – Gokkalsogo–nori (8')

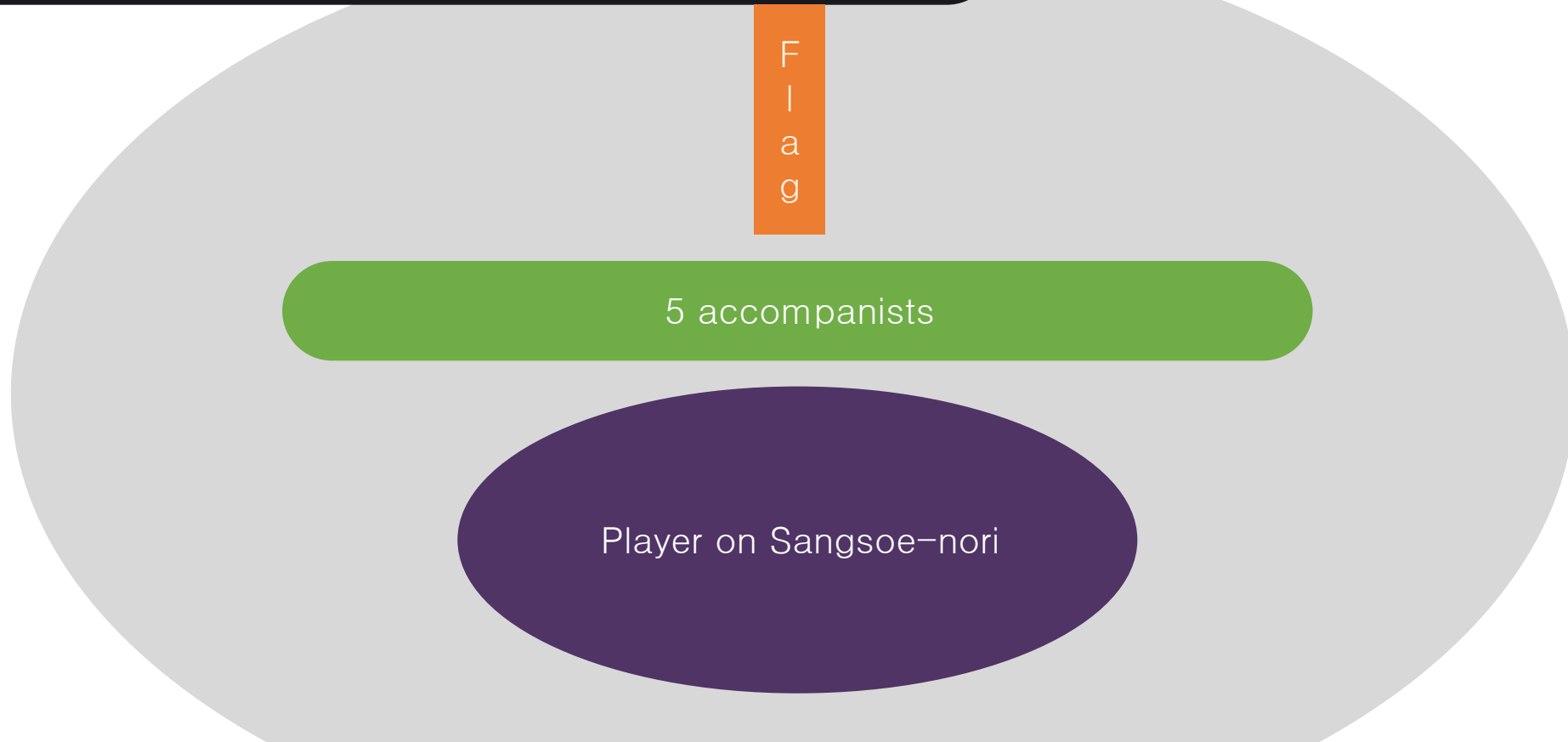
11



- 'Nolaboda' has five performance and the position will be changed every performance.
- Switching the lights that emphasize color of each performer's outfit during their solo performance.
- When soloist appear and speak, the audience is weakly Fade in → Fade out when start of the performance.

Stage Plot 2. Nolaboda – Sangsoe–nori (8')

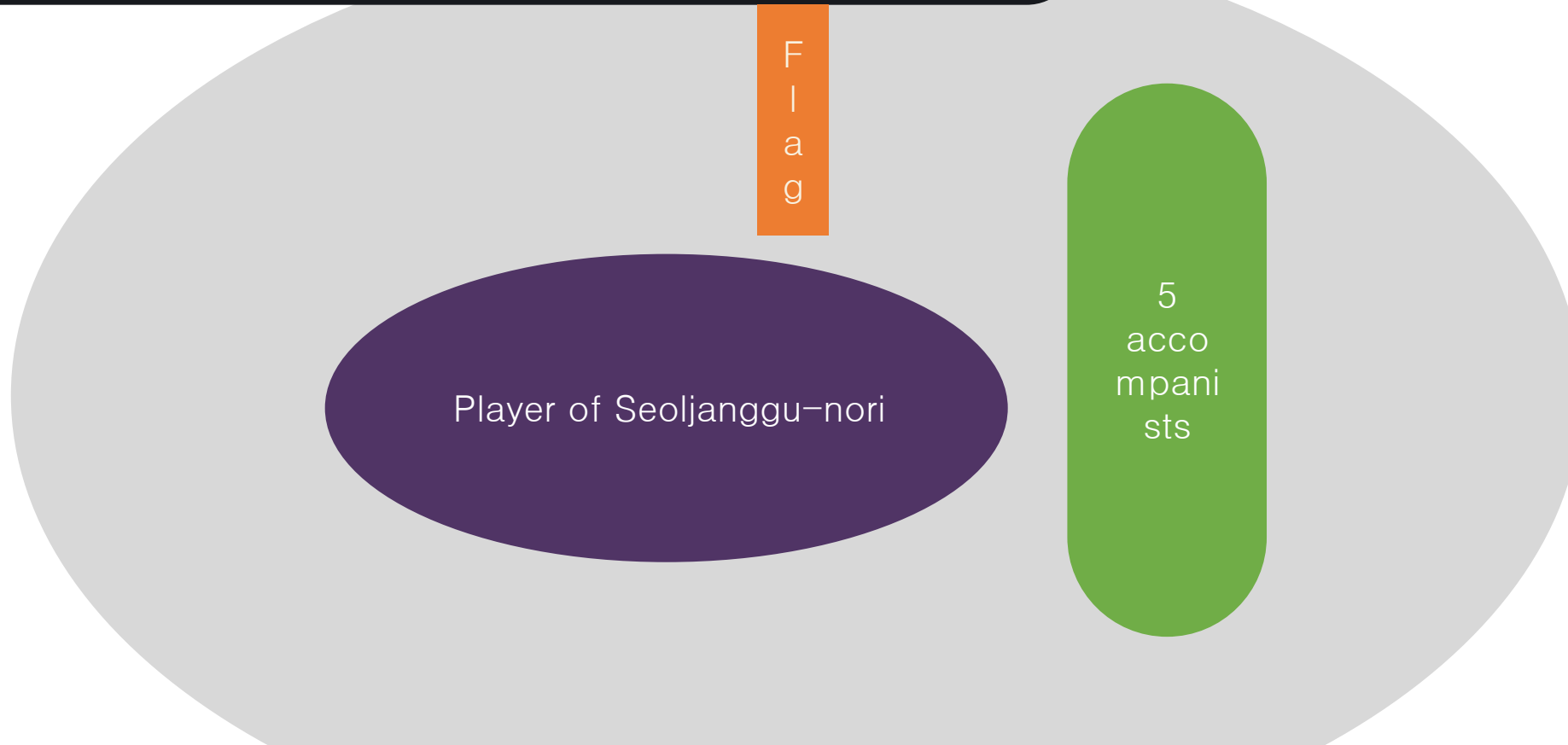
12



- 'Nolaboda' has five performance and the position will be changed every performance.
- Switching the lights that emphasize color of each performer's outfit during their solo performance.
- When soloist appear and speak, the audience is weakly Fade in → Fade out when start of the performance.

Stage Plot 2. Nolaboda – Seoljanggu–nori (8’)

13



- ‘Nolaboda’ has five performance and the position will be changed every performance.
- Switching the lights that emphasize color of each performer’s outfit during their solo performance.
- When soloist appear and speak, the audience is weakly Fade in → Fade out when start of the performance.

Stage Plot 2. Nolaboda – Chaesangsogo–nori (8')

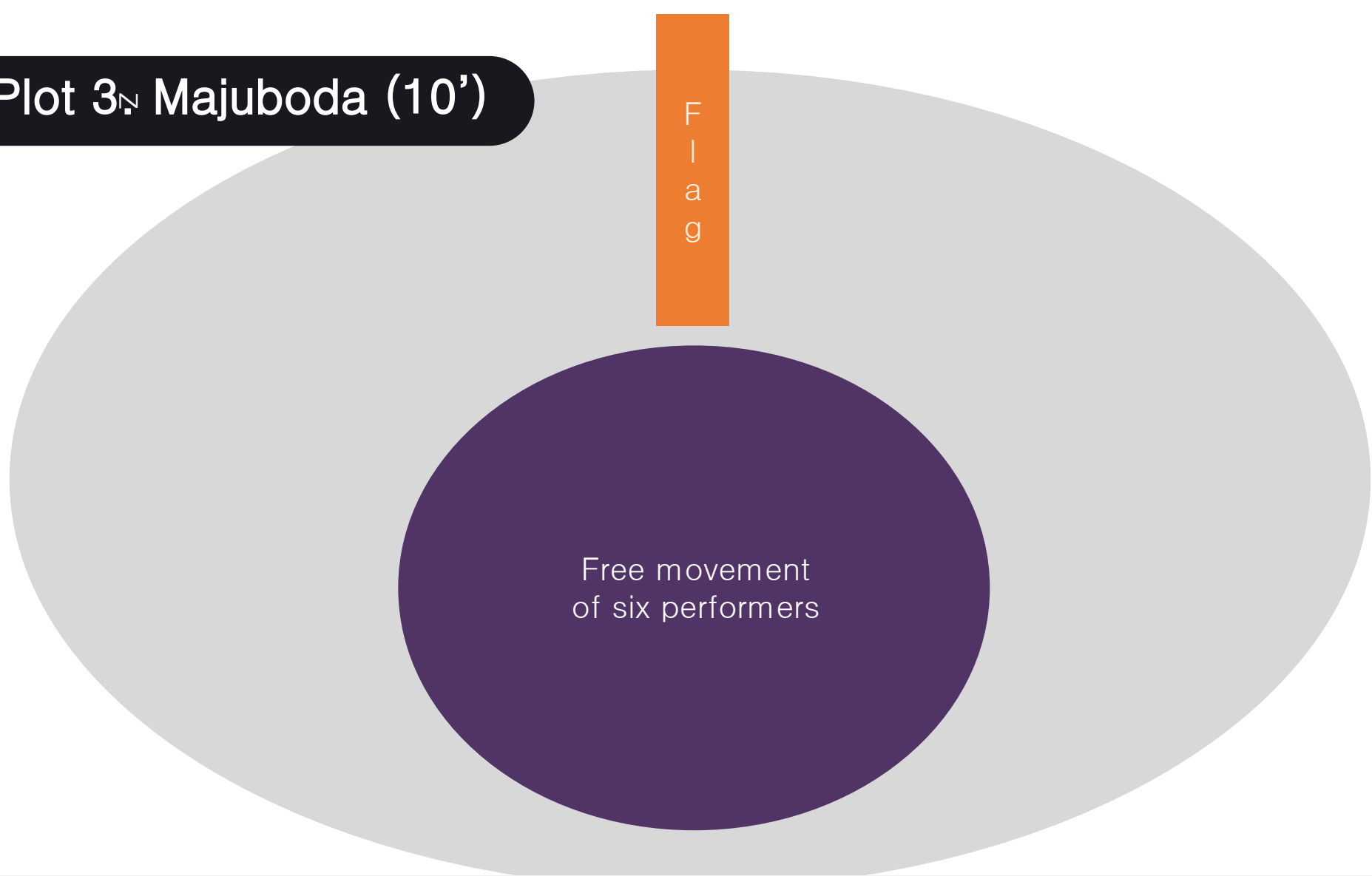
14



- 'Nolaboda' has five performance and the position will be changed every performance.
- Switching the lights that emphasize color of each performer's outfit during their solo performance.
- When soloist appear and speak, the audience is weakly Fade in → Fade out when start of the performance.

Stage Plot 3_N Majuboda (10')

15



- Blends with the audience and lights on with performance stage and the audience.